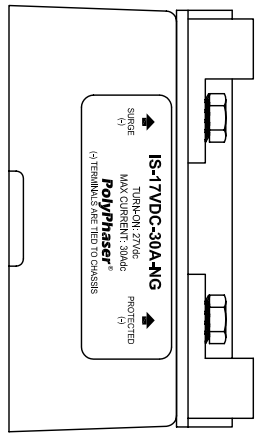
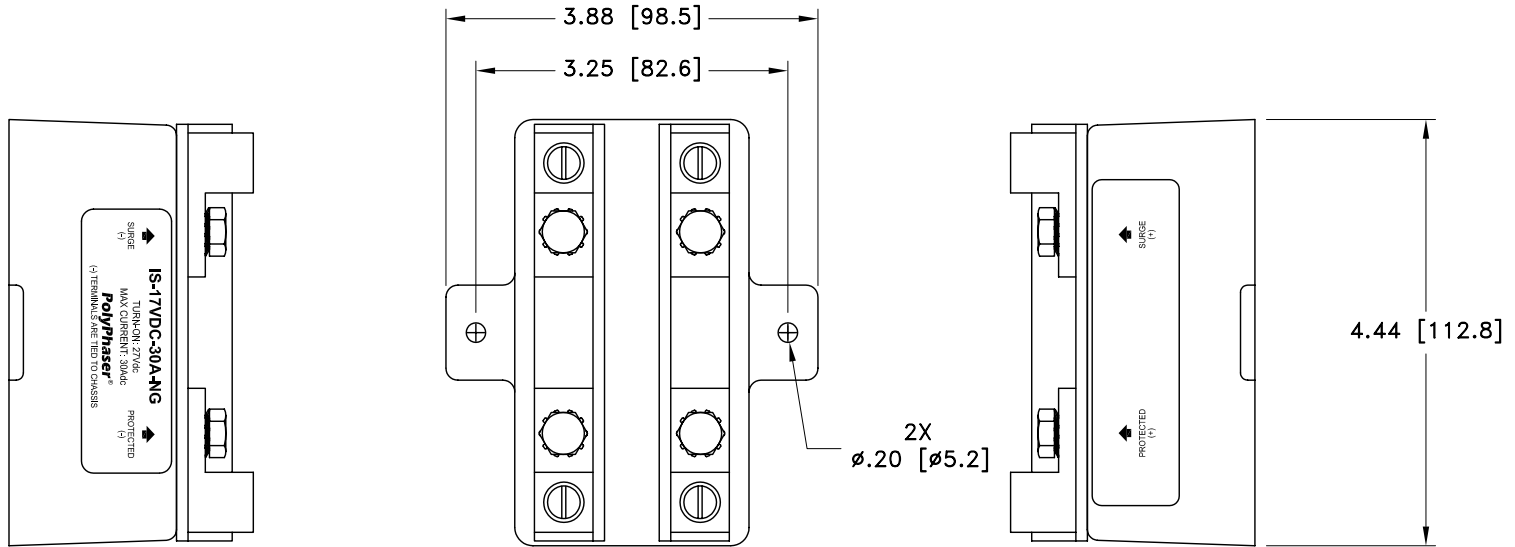
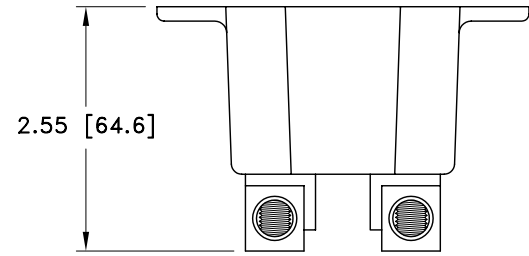


ALL DESIGN, OPERATIVE AND PROCESS DATA PERTAINING TO THE ARTICLE SHOWN ON THIS SHEET IS THE PROPERTY OF POLYPHASER CORPORATION. THE INFORMATION IS NOT TO BE COPIED, REPRODUCED, REVEALED TO OR APPROPRIATED BY OTHERS WITHOUT THE EXPRESS WRITTEN CONSENT OF POLYPHASER CORPORATION.

REVISIONS				
REV LTR	DATE	ENG	MKTG	Q.A.
A	04/10/00 _{IB}	KCB	PH	RM
B	01/11/01 _{SH}	KCB	PH	RM



MAXIMUM CHARACTERISTICS
SURGE: 18kA IEC 1000-4-5 8/20µs WAVEFORM
TURN ON: 27Vdc
TURN ON TIME: <2ns
RESISTANCE: 0.02Ω
CONNECTIONS: 14 TO 1/OAWG COMPRESSION LUG @30A
TEMPERATURE: -40°C TO +65°C STORAGE/OPERATING +50°C

CUSTOMER APPROVAL: _____ DATE: _____
ALL DIMENSIONS SHOWN ABOVE ARE FOR REFERENCE ONLY.

DRAFTER K. MUNRO	DATE 09/25/96	PolyPhaser® P.O. BOX 9000, MINDEN, NV 89423-9000 (775) 782-2511 FAX (775) 782-4476 DWG NO/PART NO/DESCRIPTION IS-17VDC-30A-NG CUSTOMER PRINT			
MECH ENGINEER - - - - -	DATE - - - - -				
ELEC ENGINEER K. BARTEL	DATE 09/30/96				
MARKETING - - - - -	DATE - - - - -				
QUALITY DEPT R. MATHEUS	DATE 09/30/96	CAGE CODE 61114	FILE NAME -C1	SCALE 1/2	SHEET 1 OF 1