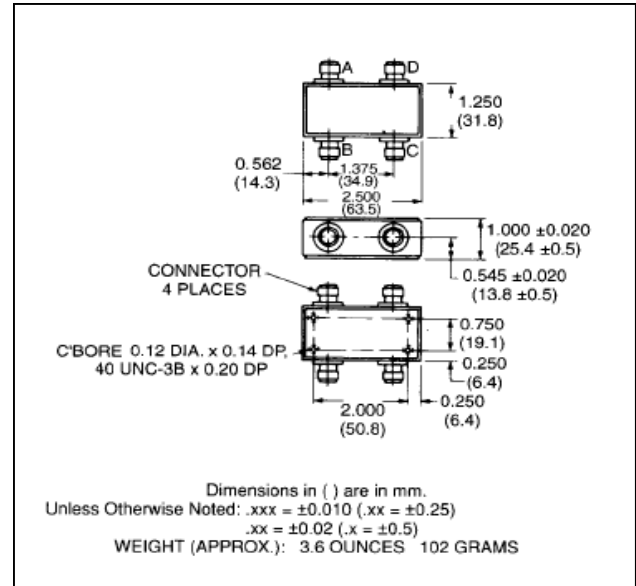


## Features

- Covers the HF Band
- Low VSWR 1.2:1
- 3° Maximum Deviation from 90°
- Impedance: 50 Ohms Nom.
- Input Power: 1 W. Max.
- MIL-STD\_202 Screening Available

## C-10

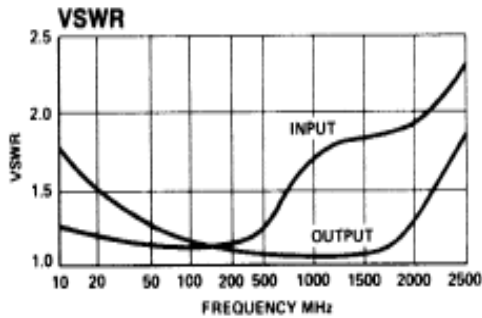
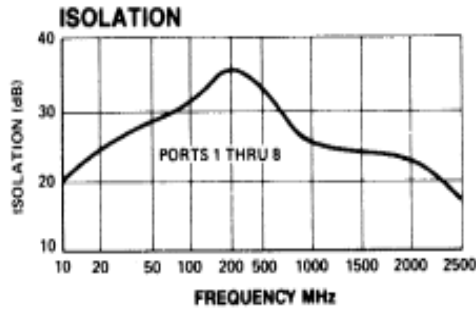
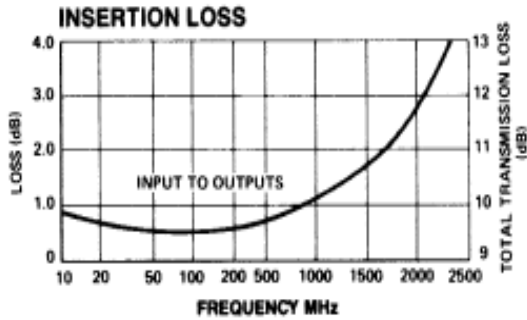


## Guaranteed Specifications\*: From -55°C to +85°C

Frequency Range	2 - 32 MHz
Insertion Loss (less coupling)	0.8 dB Max
Isolation	20 dB Min
Amplitude Balance	0.7 dB Max.
VSWR (All Ports)	1.2:1 Max
Deviation From Quadrature	3° Max.

\* All specifications apply with 50 Ohm source and load impedance.

## Typical Performance Curves



## Ordering Information

Part Number	Package
JH-6-4 BNC	Connectorized
JH-6-4 SMA	Connectorized
JH-6-4 TNC	Connectorized
JH-6-4 N	Connectorized

## Phasing Diagram

IN \ OUT	A	B	C	D
A	ISO.	0°	-90°	
B	ISO.	-90°	0°	
C	0°	-90°	ISO.	
D	-90°	0°	ISO.	