

MACOM Technology Solutions Inc.

4000 MacArthur Blvd.
Newport Beach, CA 92660
+1 (949) 579-3000
www.macom.com



May 23rd, 2019

Richardson RFPD, Inc.
1950 S. Batavia Ave, Suite 100
Geneva, Illinois 60134

ATTN: Quality/Purchasing Manager

Subject: CPC flange change

PCN #: PCN-01245

Dear Valued Customer,

Please accept this PCN letter as formal notification of the change to the MACOM part numbers shown below. Our records show that your company has purchased these products in the past 24 months.

MACOM Part Numbers: see attached list on the next page(s).

SCHEDULE: June 30th, 2019

Technical details of this change notice follow on the next page(s).

Sincerely,

Zhuyi Wang

Principal Quality Assurance Engineer
MACOM Technology Solutions, Inc.
Tel: +1-949-579-3252
E-mail: zhuyi.wang@macom.com

MACOM Technology Solutions Inc.

4000 MacArthur Blvd.

Newport Beach, CA 92660

+1 (949) 579-3000

www.macom.com



Partners from RF to Light

PCN Number: PCN-01245		PCN Date: May 23 rd , 2019
Title: CPC flange change		
Proposed first Ship Date: June 30 th , 2019		Estimated Sample Availability
Proposed last Ship Date:		Qualification Completion:
Change Classification: Major <input type="checkbox"/>		Minor <input checked="" type="checkbox"/>
Change Type:		
Assembly Site <input type="checkbox"/>	Design <input type="checkbox"/>	Electrical Specification <input type="checkbox"/>
Test Site <input type="checkbox"/>	Assembly Process <input type="checkbox"/>	Mechanical Specification <input checked="" type="checkbox"/>
Test Process <input type="checkbox"/>	Assembly Materials <input type="checkbox"/>	Packing/Shipping/Labeling <input type="checkbox"/>
PCN Details		
Description of Change:		
Ceramic package (MACOM P/N PT-0006237) CPC flange change for some of the MACOM power transistor products.		
Reason for Change:		
Manufacturing of PT-0006237 CPC flange has changed from EDM to stamping in mass production. Following this change, the shape of bolt holes on flange has also changed. Details of this change as well as first article inspection results will be demonstrated in Appendix.		
Products Affected:		
MACOM Part Numbers: See attached list on the next page(s).		
Anticipated impact on Fit, Form, Function:		
No fit, form and function change on flange/package/end product is expected.		
Changes to product identification resulting from this PCN:		
Refer to Appendix for change in flange appearances.		
Material Declaration updated due to this change:		Yes <input type="checkbox"/> No <input checked="" type="checkbox"/>

MACOM Technology Solutions Inc.

4000 MacArthur Blvd.

Newport Beach, CA 92660

+1 (949) 579-3000

www.macom.com






Appendix

MACOM Part Numbers Affected by This Change

NPT1010B, NPT1015B, NPT2010, NPT2020

Appearance of New Flange (bottom) vs. Old Flange (top)



MACOM Technology Solutions Inc.

4000 MacArthur Blvd.

Newport Beach, CA 92660

+1 (949) 579-3000

www.macom.com



Stamping Flange Article Inspection Result

Item Name	Outer X	Outer Y	CPC thickness	Hole Diameter	Hole Pitch	Corner C	Corner R1	Corner R2
1	20.330	5.860	1.539	3.297	14.272	1.024	0.298	0.358
2	20.320	5.880	1.544	3.290	14.276	1.010	0.262	0.286
3	20.330	5.860	1.553	3.300	14.271	1.026	0.289	0.500
4	20.320	5.870	1.541	3.304	14.271	1.017	0.226	0.390
5	20.340	5.880	1.542	3.297	14.277	1.011	0.292	0.303
6	20.330	5.900	1.545	3.299	14.273	1.032	0.395	0.407
7	20.340	5.860	1.535	3.300	14.279	1.033	0.346	0.317
8	20.340	5.860	1.550	3.297	14.277	1.022	0.239	0.452
9	20.340	5.870	1.547	3.307	14.271	1.014	0.263	0.322
10	20.340	5.870	1.540	3.315	14.269	1.008	0.298	0.424
11	20.340	5.860	1.547	3.299	14.277	1.018	0.337	0.321
12	20.350	5.880	1.551	3.298	14.279	1.028	0.251	0.361
13	20.330	5.890	1.553	3.305	14.267	1.023	0.258	0.386
14	20.320	5.870	1.525	3.306	14.272	1.026	0.235	0.436
15	20.330	5.870	1.549	3.302	14.278	1.011	0.259	0.400
16	20.320	5.880	1.542	3.307	14.268	1.025	0.338	0.383
17	20.330	5.900	1.541	3.302	14.275	1.013	0.319	0.407
18	20.340	5.870	1.541	3.300	14.278	1.011	0.271	0.389
AVERAGE	20.333	5.874	1.544	3.301	14.274	1.020	0.288	0.380
MAX	20.350	5.900	1.553	3.315	14.279	1.033	0.395	0.500
MIN	20.320	5.860	1.525	3.290	14.267	1.008	0.226	0.286

Spec:
 Outer X : 20.320 mm ±0.127
 Outer Y : 5.842mm ±0.127
 CPC thickness : 1.524mm ±0.127
 Hole Diameter : 3.302mm ±0.127
 Hole Pitch : 14.275mm ±0.127
 Corner C : 1.016mm ±0.127
 Corner R : N/A

